



IDO Annual Update 2021- Proposed Changes Old Town HPO-5 Survey Results

Summary

The Planning Department promoted an online survey from September 21st through October 15th 2021 to gather input on the proposed changes to the Integrated Development Ordinance in advance of submitting the IDO Annual Update 2021 to the Environmental Planning Commission.

This survey was one of several ways residents could weigh in on the proposed changes. They could also place comments on the interactive document posted on ido.abc-zone.com or email abcto@cabq.gov.

The survey asked if respondents supported the proposed change to the Old Town Historic Protection Overlay (HPO-5), which would prohibit the cultivation, manufacture, and retail sale of cannabis products in the Old Towns HPO-5. The other 8 questions were demographic questions used in most of the Planning Department's online outreach to gauge how well outreach efforts are working.

Survey Distribution

The survey was posted to the project webpage (<https://ido.abc-zone.com/ido-annual-update-2021-pre-epc-submittal-proposed-changes>) and emailed to a distribution list of approximately 9,700 email addresses on September 22, 2021. These email addresses have been collected by the City of Albuquerque Planning Department from people that [signed up via the website](#), attended events, and/or became Neighborhood Association representatives. The link to the survey was posted on the ABC-Z Facebook page as well.

Findings

The survey consists of 9 questions. The first asked for respondents to gauge how strongly opposed or in favor of the proposed change they were. Thirteen of the total 19 respondents selected "I strongly support this change," while 3 selected that they were strongly opposed. Two more opposed the change, and 1 respondent felt neutral. Nine respondents also entered comments to explain their selection. Five were in favor of the proposed restriction on cannabis uses and 4 were against the proposed change. One respondent specifically requested more public outreach and discussion before making this change.

Eight (8) questions were related to demographics and location and are discussed below. All results are documented below.

IDO Annual Update 2021 - Proposed Changes Old Town HPO-5

Monday, October 18, 2021

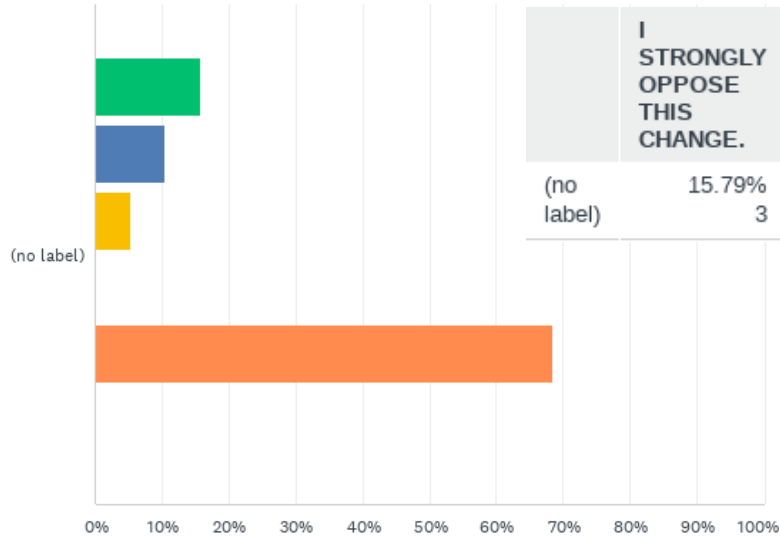
19

Total Responses

Date Created: Tuesday, September 21, 2021

Complete Responses: 19

**Q1: Proposed change to 4- 3: Add the following text to these new subsections:
 Cannabis Retail: 4-3(D)(35)(i) [new]Cannabis Cultivation: 4-3(E)(2)(h)
 [new]Cannabis-derived Products Manufacturing: 4-3(E)(3)(h) [new]"This use is
 prohibited in the Old Town - HPO-5."**

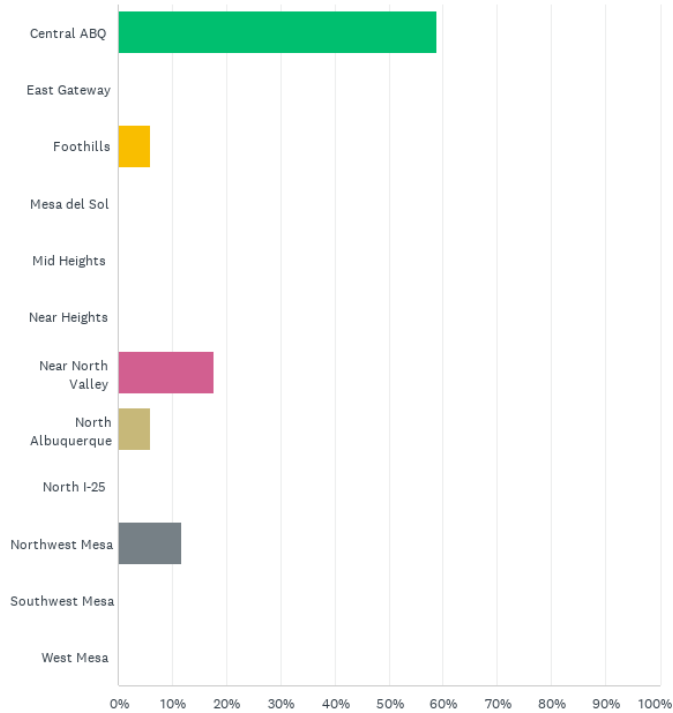


	I STRONGLY OPPOSE THIS CHANGE.	(NO LABEL)	I'M NEUTRAL ABOUT THIS CHANGE.	(NO LABEL)	I STRONGLY SUPPORT THIS CHANGE.	N/A	TOTAL	WEIGHTED AVERAGE
(no label)	15.79%	10.53%	5.26%	0.00%	68.42%	0.00%	19	3.95
	3	2	1	0	13	0		

- I strongly oppose this change.
- (no label)
- I'm neutral about this change.
- (no label)
- I strongly support this change.
- N/A

Q2: What Community Planning Area do you live in?

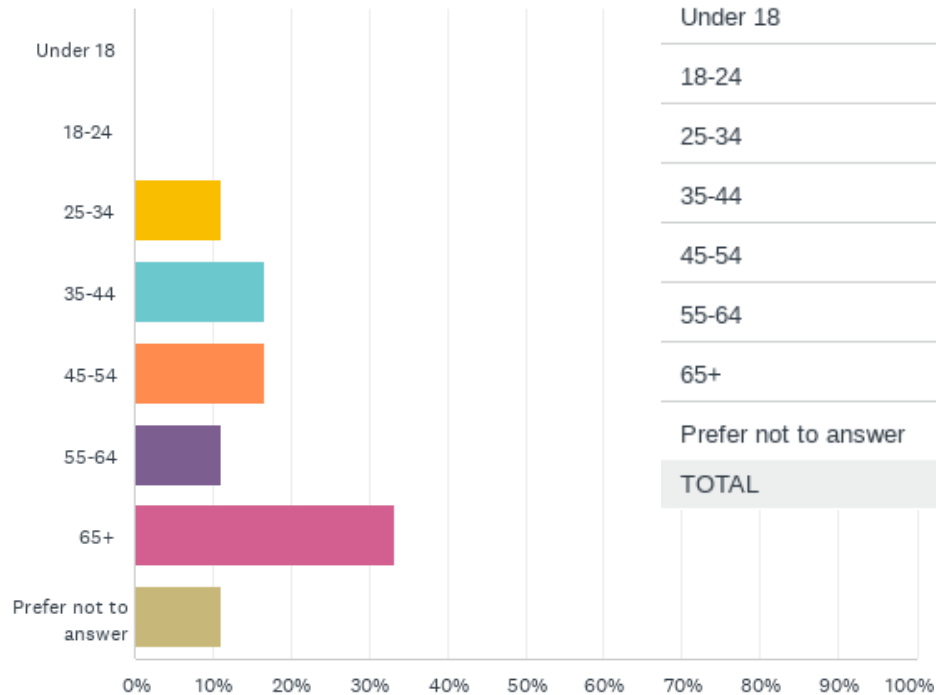
Answered: 17 Skipped: 2



ANSWER CHOICES	RESPONSES	
Central ABQ	58.82%	10
East Gateway	0.00%	0
Foothills	5.88%	1
Mesa del Sol	0.00%	0
Mid Heights	0.00%	0
Near Heights	0.00%	0
Near North Valley	17.65%	3
North Albuquerque	5.88%	1
North I-25	0.00%	0
Northwest Mesa	11.76%	2
Southwest Mesa	0.00%	0
West Mesa	0.00%	0
TOTAL		17

Q3: What age group are you in?

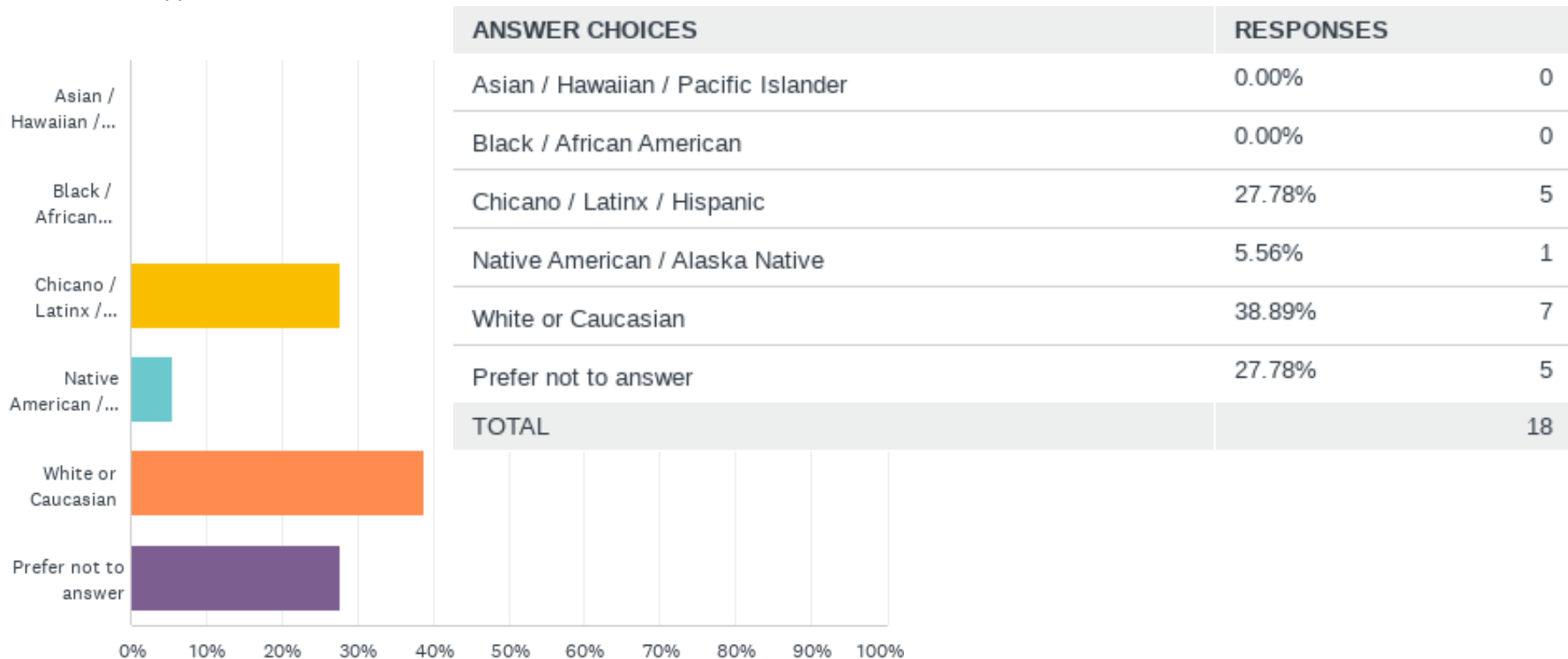
Answered: 18 Skipped: 1



ANSWER CHOICES	RESPONSES
Under 18	0.00% 0
18-24	0.00% 0
25-34	11.11% 2
35-44	16.67% 3
45-54	16.67% 3
55-64	11.11% 2
65+	33.33% 6
Prefer not to answer	11.11% 2
TOTAL	18

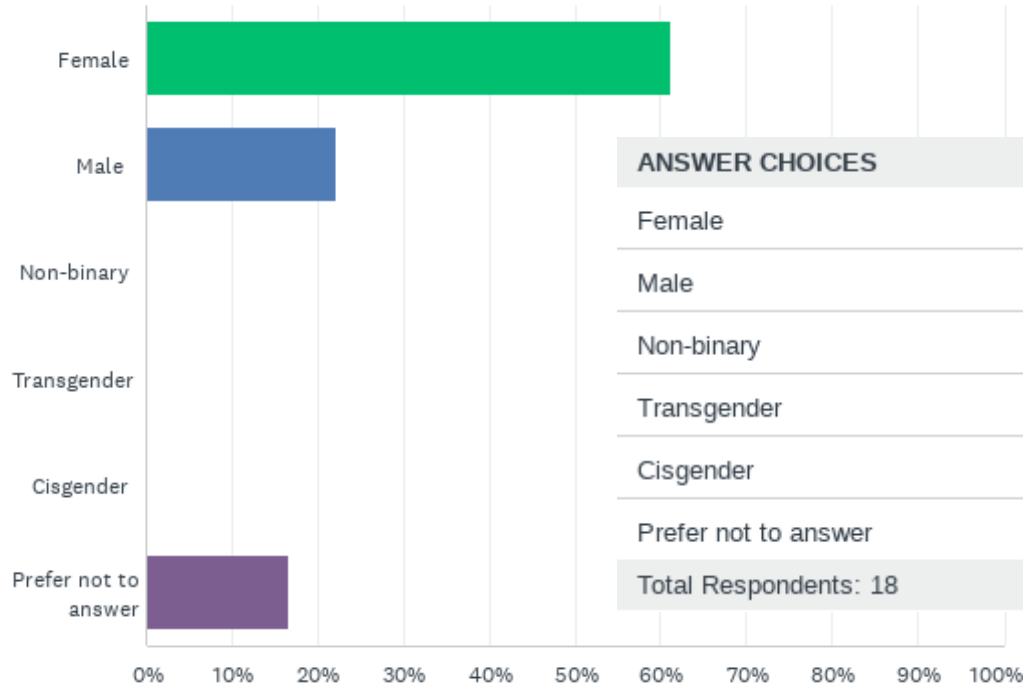
Q4: Which of the following best describes how you identify your race/ethnicity?

Answered: 18 Skipped: 1



Q5: Which of the following best describes your gender identity?

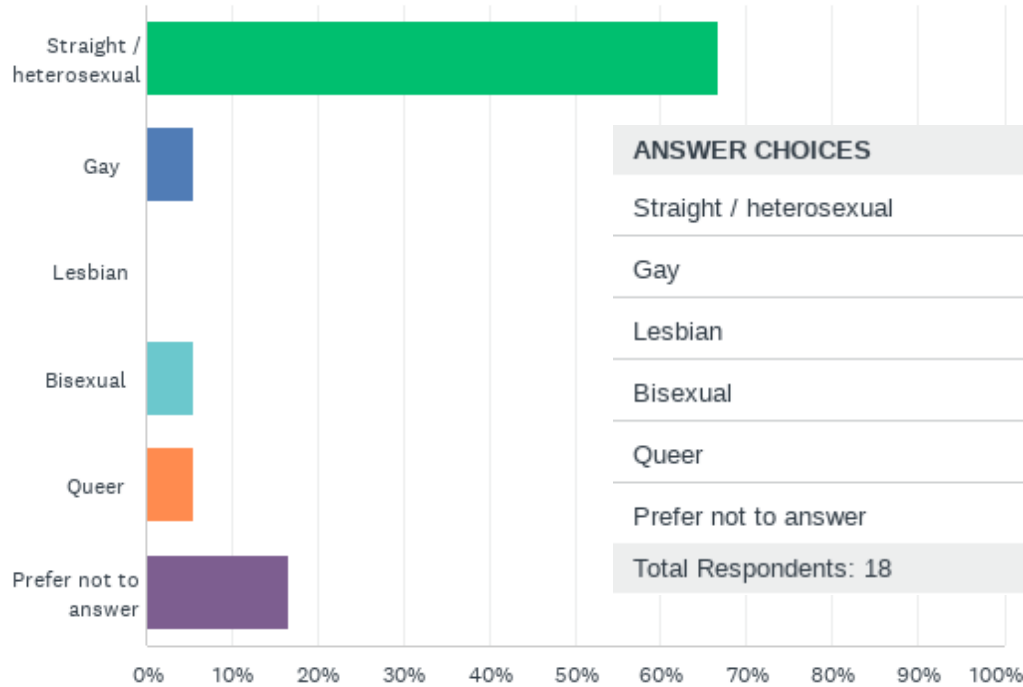
Answered: 18 Skipped: 1



ANSWER CHOICES	RESPONSES	
Female	61.11%	11
Male	22.22%	4
Non-binary	0.00%	0
Transgender	0.00%	0
Cisgender	0.00%	0
Prefer not to answer	16.67%	3
Total Respondents: 18		

Q6: Which of the following best describes your sexual orientation?

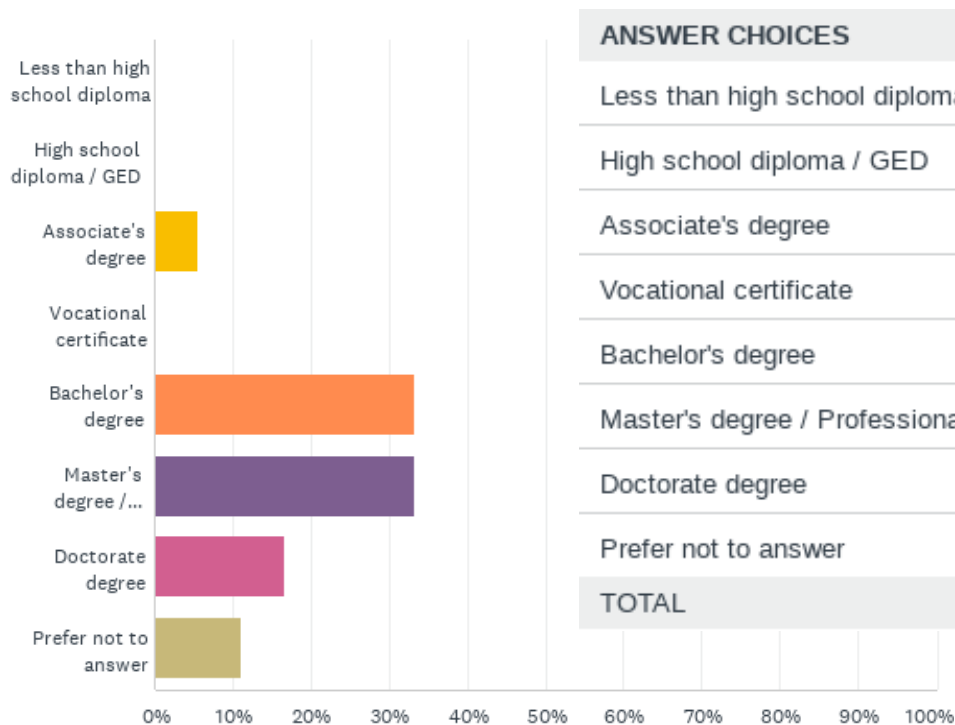
Answered: 18 Skipped: 1



ANSWER CHOICES	RESPONSES
Straight / heterosexual	66.67% 12
Gay	5.56% 1
Lesbian	0.00% 0
Bisexual	5.56% 1
Queer	5.56% 1
Prefer not to answer	16.67% 3
Total Respondents: 18	

Q7: What is the highest level of education that you have achieved?

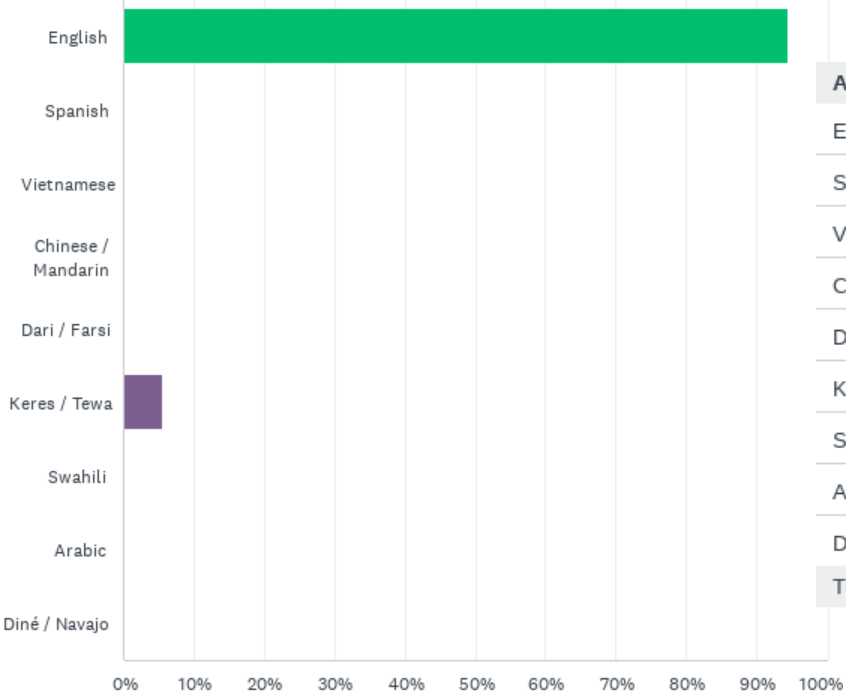
Answered: 18 Skipped: 1



ANSWER CHOICES	RESPONSES	
Less than high school diploma	0.00%	0
High school diploma / GED	0.00%	0
Associate's degree	5.56%	1
Vocational certificate	0.00%	0
Bachelor's degree	33.33%	6
Master's degree / Professional degree	33.33%	6
Doctorate degree	16.67%	3
Prefer not to answer	11.11%	2
TOTAL		18

Q8: What is the primary language spoken in your home?

Answered: 18 Skipped: 1



ANSWER CHOICES	RESPONSES	
English	94.44%	17
Spanish	0.00%	0
Vietnamese	0.00%	0
Chinese / Mandarin	0.00%	0
Dari / Farsi	0.00%	0
Keres / Tewa	5.56%	1
Swahili	0.00%	0
Arabic	0.00%	0
Diné / Navajo	0.00%	0
TOTAL		18

Q9: What is your annual household income?

Answered: 18 Skipped: 1

